


730W

N-Type Bifacial



Excellent temperature coefficient (Pmax): $-0.290\%/^{\circ}\text{C}$



Excellent low-light performance: extended power generation up to 1H or more in the morning and evening



Has lower LID/LeTID attenuation



With a bifacial rate of $80\% \pm 5\%$, the bifacial power gain significantly reduces the LCOE as the backside is exposed to more light.

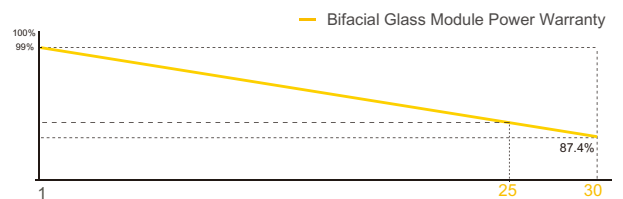


Guarantee



Warranty

IEC61215:2021/IEC61730:2023
 IEC61701/IEC62716/IEC60068/IEC62804
 ISO9001:2015(Quality management systems)
 ISO14001:2015(Environmental management systems)
 ISO45001:2018(Occupational health and safety)
 ISO14067:2018/PAS2050:2011



SPECIFICATION (STC) Irradiance at 1000 W/m², Cell Temp 25°C, Air Mass AM1.5

| MODEL TYPE | ODA710-33V-MHD | ODA715-33V-MHD | ODA720-33V-MHD | ODA725-33V-MHD | ODA730-33V-MHD |
|------------------------------|----------------|----------------|----------------|----------------|----------------|
| Rated Peak Power-Pmax(Wp) | 710.00 | 715.00 | 720.00 | 725.00 | 730.00 |
| Maximum Power Voltage-Vmp(V) | 40.78 | 40.90 | 41.00 | 41.13 | 41.25 |
| Maximum Power Current-Imp(A) | 17.41 | 17.48 | 17.56 | 17.63 | 17.70 |
| Open Circuit Voltage-Voc(V) | 48.84±3% | 48.98±3% | 49.10±3% | 49.26±3% | 49.40±3% |
| Short Circuit Current-Isc(A) | 18.40±3% | 18.48±3% | 18.56±3% | 18.63±3% | 18.71±3% |
| Module Efficiency(%) | 22.86 | 23.02 | 23.18 | 23.34 | 23.50 |

ELECTRICAL DATA(BNPI) Irradiance at 1000 W/m², Back irradiance 135 W/m², Cell Temp 25°C, Air Mass AM1.5

| | | | | | |
|------------------------------|----------|----------|----------|----------|----------|
| Rated Peak Power-Pmax(Wp) | 787.00 | 792.00 | 798.00 | 804.00 | 809.00 |
| Maximum Power Voltage-Vmp(V) | 40.90 | 41.02 | 41.12 | 41.26 | 41.37 |
| Maximum Power Current-Imp(A) | 19.24 | 19.32 | 19.40 | 19.48 | 19.56 |
| Open Circuit Voltage-Voc(V) | 48.99±3% | 49.13±3% | 49.25±3% | 49.41±3% | 49.55±3% |
| Short Circuit Current-Isc(A) | 20.33±3% | 20.42±3% | 20.51±3% | 20.59±3% | 20.67±3% |

MECHANICAL CHARACTERISTICS

| | |
|--------------------------------|---|
| Cell Type (mm) | 210*105 N-Type Mono |
| No. Of Cells | 132(12*11) |
| Module Dimensions(mm) | 2384*1303*33 |
| Weight | 38.00 kg |
| Bifacial Glass Front Glass(mm) | 2.0mm AR Coating Tempered Glass |
| Bifacial Glass Back Glass(mm) | 2.0mm Glazed Glass |
| Frame | Anodized Aluminium Alloy(Silver) |
| Junction Box | IP68, 1500VDC, 3 Schottky Bypass Diodes |
| Cables | 4.0mm ² , Positive(+)300mm, Negative(-)300mm, Or Customized Length |
| Connector | IP68 |
| Snow Load/Wind Load | 5400Pa/2400Pa |
| Class Of Safety Protection | Class II |
| IEC Component Fire Rating | Class A |

OPERATING PARAMETERS

| | |
|--------------------------------------|------------|
| Maximum System Voltage | 1500V |
| Operational Temp | -40~+85 °C |
| Max Series Fuse Rating | 30A |
| Nominal Module Operating Temp (NMOT) | 45±2°C |

TEMP COEFFICIENT

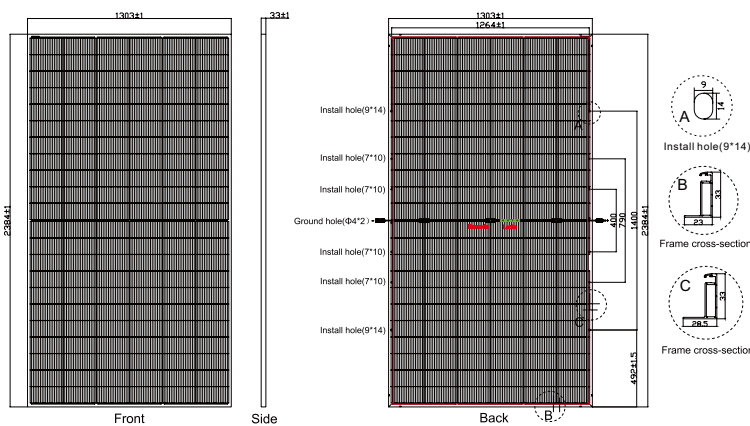
| | |
|--------------------------|------------|
| Temp Coefficient Of Pmax | -0.290%/°C |
| Temp Coefficient Of Voc | -0.250%/°C |
| Temp Coefficient Of Isc | +0.045%/°C |

PACKING STANDARD 40ft (HQ)

| | |
|---------------------------------|-----|
| Number Of Modules Per Pallet | 33 |
| Number Of Pallets Per Container | 18 |
| Number Of Modules Per Container | 594 |

ASSEMBLY DRAWING

Unit:mm



IV CURVE (730W)

