


# 730W

## N-Type Bifacial



Excellent temperature coefficient (Pmax):  $-0.290\%/^{\circ}\text{C}$



Excellent low-light performance: extended power generation up to 1H or more in the morning and evening



Has lower LID/LeTID attenuation



With a bifacial rate of  $80\% \pm 5\%$ , the bifacial power gain significantly reduces the LCOE as the backside is exposed to more light.



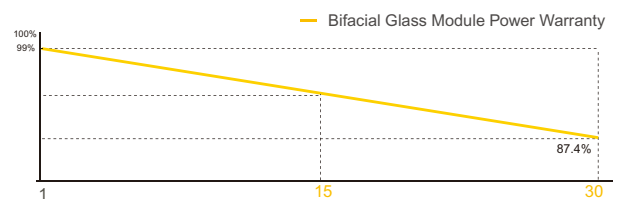
EU-28 WEEE COMPLIANT



Guarantee



Warranty



IEC61215:2021/IEC61730:2023

IEC61701/IEC62716/IEC60068/IEC62804

ISO9001:2015(Quality management systems)

ISO14001:2015(Environmental management systems)

ISO45001:2018(Occupational health and safety )

ISO14067:2018/PAS2050:2011

**SPECIFICATION (STC)** Irradiance at 1000 W/m<sup>2</sup>, Cell Temp 25°C, Air Mass AM1.5

MODEL TYPE	ODA710-33V-MHD	ODA715-33V-MHD	ODA720-33V-MHD	ODA725-33V-MHD	ODA730-33V-MHD
Rated Peak Power-Pmax(Wp)	710.00	715.00	720.00	725.00	730.00
Maximum Power Voltage-Vmp(V)	40.78	40.90	41.00	41.13	41.25
Maximum Power Current-Imp(A)	17.41	17.48	17.56	17.63	17.70
Open Circuit Voltage-Voc(V)	48.84±3%	48.98±3%	49.10±3%	49.26±3%	49.40±3%
Short Circuit Current-Isc(A)	18.40±3%	18.48±3%	18.56±3%	18.63±3%	18.71±3%
Module Efficiency(%)	22.86	23.02	23.18	23.34	23.50

**ELECTRICAL DATA(BNPI)** Irradiance at 1000 W/m<sup>2</sup>, Back irradiance 135 W/m<sup>2</sup>, Cell Temp 25°C, Air Mass AM1.5

Rated Peak Power-Pmax(Wp)	787.00	792.00	798.00	804.00	809.00
Maximum Power Voltage-Vmp(V)	40.90	41.02	41.12	41.26	41.37
Maximum Power Current-Imp(A)	19.24	19.32	19.40	19.48	19.56
Open Circuit Voltage-Voc(V)	48.99±3%	49.13±3%	49.25±3%	49.41±3%	49.55±3%
Short Circuit Current-Isc(A)	20.33±3%	20.42±3%	20.51±3%	20.59±3%	20.67±3%

**MECHANICAL CHARACTERISTICS**

Cell Type (mm)	210*105 N-Type Mono
No. Of Cells	132(12*11)
Module Dimensions(mm)	2384*1303*33
Weight	38.00 kg
Bifacial Glass Front Glass(mm)	2.0mm AR Coating Tempered Glass
Bifacial Glass Back Glass(mm)	2.0mm Glazed Glass
Frame	Anodized Aluminium Alloy(Silver)
Junction Box	IP68, 1500VDC, 3 Schottky Bypass Diodes
Cables	4.0mm <sup>2</sup> , Positive(+)300mm, Negative(-)300mm, Or Customized Length
Connector	IP68
Snow Load/Wind Load	5400Pa/2400Pa
Class Of Safety Protection	Class II
IEC Component Fire Rating	Class A

**OPERATING PARAMETERS**

Maximum System Voltage	1500V
Operational Temp	-40~+85 °C
Max Series Fuse Rating	30A
Nominal Module Operating Temp (NMOT)	45±2°C

**TEMP COEFFICIENT**

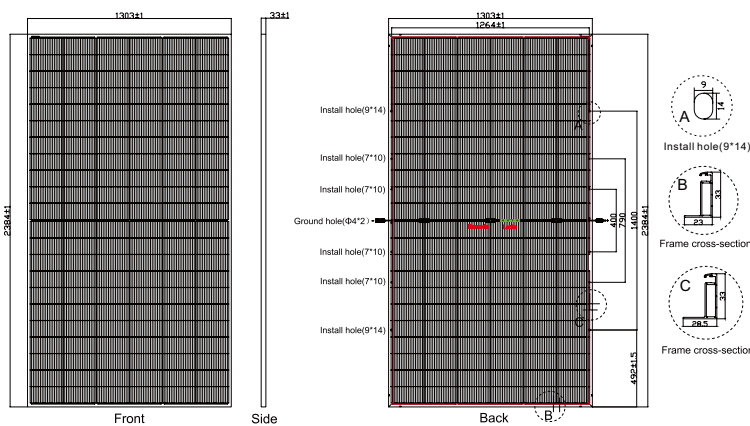
Temp Coefficient Of Pmax	-0.290%/°C
Temp Coefficient Of Voc	-0.250%/°C
Temp Coefficient Of Isc	+0.045%/°C

**PACKING STANDARD 40ft (HQ)**

Number Of Modules Per Pallet	33
Number Of Pallets Per Container	18
Number Of Modules Per Container	594

**ASSEMBLY DRAWING**

Unit:mm



**IV CURVE (730W)**

